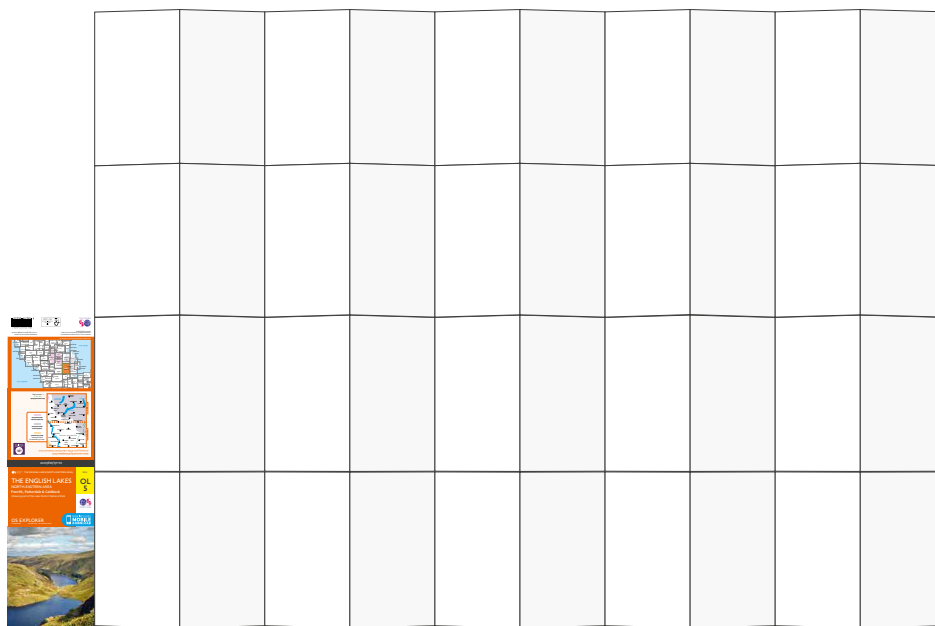


How do you fold a map?

All large maps fold in the same way and you will find that the creases in them will help you. You will also find folding easier to do on a flat surface.

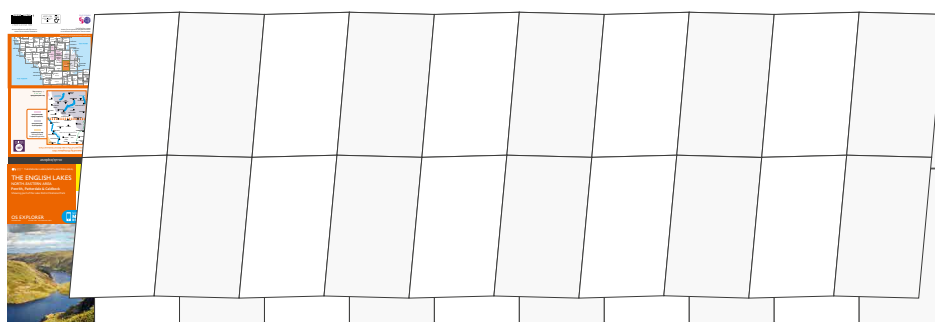
Step 1

Start with your map completely unfolded with the shiny cover face up in the bottom left hand corner.




Step 2

Now fold the map in half by bringing the top edge to meet the bottom edge.



Step 3

Next start folding from the cover along the crease lines, making sure the shiny cover can be seen all the time.



Step 4

Finally, fold in half so that the shiny covers are on the outside. It's as simple as that!

